

# OUR VISUAL STORY

## WHAT TO EXPECT WHEN YOU VISIT GOOD GROWTH HUB

The meeting, event or programme you are attending will be held at Good Growth Hub at Hackney Bridge. The Good Growth Hub is run by A New Direction. This document will help you navigate your way here and help you familiarise yourself with our building. There might be some of A New Direction's staff working while you are using the space too. Feel free to say hello!

This is what Good Growth Hub looks like from the outside:



You can see a guide of how to get here from Stratford station or Hackney Wick on [Page 9](#).

## WHEN YOU ARRIVE

This is the front entrance:



Please press the buzzer and say hello when you arrive to gain entry. The buzzer is to the right of the door (see yellow arrow above).

We have an accessible lift – please let us know if you need assistance using it and a staff member will come down and help you. It is 78 cm wide, 144 cm long, and can carry up to 500 kg.

This is what the accessible lift looks like.



**TIP:** please read the instructions located in the lift if you are using it on your own. To operate the lift, you need to hold down the button while you go up. Once the lift has reached the first floor, please wait for five seconds before releasing the button, or until you hear the door automatically click open.

## ENTERING OUR BUILDING

You will head up to the First Floor to get to the Good Growth Hub space. You will first come to our landing space.

This is what the landing looks like:



You will notice there are also Gender-Neutral toilets on this floor, including an accessible toilet.

## INSIDE GOOD GROWTH HUB

Good Growth Hub has a **Main Space**, a **Training Room**, two meeting rooms (**Farah Room** and **Hibo Room**), a **Kitchen** and a communal eating area. All these spaces are on the first floor and are accessible via lift or stairs.

If you are here for an event or training session, it may be taking place in our **Training Room**. You can access the Training Room via the first door on your right when you enter Good Growth Hub. The door is 85cm wide.

This is what the Training Room looks like:



Sometimes the sliding wall between the Training Room and **Main Space** might be open, so the Training Room may look bigger.

There may also be people working in the Main Space when you arrive. These are likely to be A New Direction staff. Feel free to say hello! We're all very friendly!

This is what the Training Room looks like when the sliding wall is open:



You might be here for a meeting, programme, or event in the **Farrah Room**. This is what the Farrah Room looks like:




The **Hibo Room** is a smaller room that is can be used as a prayer room or chill out space. Please let a staff member know if you would like to use the room for prayer or as a quiet zone and we will try and make sure you are not disturbed. Sometimes the Hibo Room is used for smaller meetings too.

This is what the Hibo Room looks like:



The door is 81cm wide.

This is what the entrance to the **Kitchen** (see blue arrow below) and communal eating space look like:



## **OUR TOILETS**

Our toilets have 5 gender neutral cubicles and an accessible toilet. There are baby changing facilities too.

There is also an accessible toilet on the Ground Floor. The door to the toilet is 87cm wide.

**PLEASE NOTE:** Good Growth Hub's space might get loud if there is a big event going on and there are lots of people working in the Main Space. If you need to find some quiet space, please ask a staff member and we will help you.

You can leave and enter the Good Growth Hub at any time. Please remember to sign out when you leave and sign back in if you return.

If you need assistance at any point during your visit, please ask a member of staff.

If you have any questions about your visit to Good Growth Hub, you may find the answer on the Contact Us page of our website:

<https://goodgrowthhub.org.uk/contact/>

You can also speak to a member of staff before your visit by calling 020 7608 2132 or emailing [goodgrowthhub@anewdirection.org.uk](mailto:goodgrowthhub@anewdirection.org.uk)

**We hope you hope you enjoy your visit to Good Growth Hub!**

If you have any feedback about your experience of using our space, please let us know in person, or by using the contact information above.



# THE JOURNEY TO GOOD GROWTH HUB

## HOW TO GET TO GOOD GROWTH HUB


The nearest stations to a Good Growth Hub are **Hackney Wick** (Overground) and **Stratford** (DLR, Overground, Jubilee, Central and National Rail).

Both have step-free access onto the platform.

## FROM STRATFORD STATION

### By Bus (approximately 11 minutes)

1. Exit the station by following signs to Queen Elizabeth Olympic Park



2. Turn right and make your way along **Montfichet Road** to the bus stop.

3. Catch the 388 bus from London Stratford City Bus Station (Stop W).



4. Get off the bus at The Copper Box (Stop M).



5. Turn left onto Copper Street. Make your way down Copper Street towards the bridge.




6. This is the Good Growth Hub on your left. You've arrived!



## Walking & Wheeling (approximately 20 minutes)

**Please note:** This is a relatively long journey with some sustained inclines. We would advise getting the bus or taking the Overground one stop to Hackney Wick if you get tired when walking or wheeling longer distances.

1. Exit the station by following signs to Queen Elizabeth Olympic Park



2. Take the lift up to Westfield. The lifts are straight ahead and slightly to the right of the exit.

3. Follow the signs to Queen Elizabeth Olympic Park until you get to this crossing with the big sculpture.



4. Turn left onto Chestnut Plaza.

5. Make your way down Westfield Avenue.

6. Continue onto Waterden Road at the crossing.



7. Carry on over the bridge.



8. Turn left onto Copper Street. You will pass the Copper Box Building on your left.



9. Make your way down Copper Street towards the bridge.

10. This is the Good Growth Hub on your left. You've arrived!



## FROM HACKNEY WICK

### Walking & Wheeling (approximately 7 minutes)

1. Exit the station by turning left after the barriers.
2. Make your way under the bridge.



3. Turn right onto Wallis Road.





4. Cross the bridge. You can use the lift or the stairs.  
There is also a cycle ramp attached to the stairs if you are arriving on bike.
5. This is the Good Growth Hub building – you have arrived!



**Please note:** if you are arriving by bike, you can park just outside Good Growth Hub underneath the mural.

If you require accessible parking, please let us know ahead of your visit by calling 020 7608 2132 or emailing [goodgrowthhub@anewdirection.org.uk](mailto:goodgrowthhub@anewdirection.org.uk)